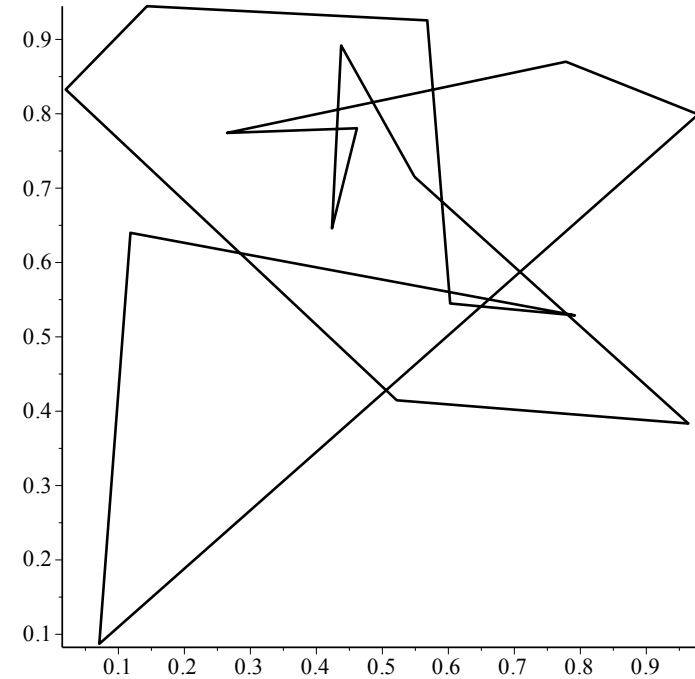


```

> #?readdata;
> route:=[]:
N:=31;
for i from 0 to N do
  file1:=sprintf("/Users/bob/MultiScaleModeling/tsp/tsp-
final/plot/tmp%d.txt",i);
  a:=readdata(file1,2);
  route:=[op(route),a];
end:
                                     N:=31
(1)
> file2:="/Users/bob/MultiScaleModeling/tsp/tsp-
final/plot/tmp1.txt";
file2 := "/Users/bob/MultiScaleModeling/tsp/tsp-final/plot/tmp1.txt"
(2)
> a:=readdata(file1,2);
b:=readdata(file2,2);
a := [[0.54881, 0.71519], [0.43759, 0.89177], [0.42365, 0.64589], [0.46148, 0.78053],
[0.26456, 0.77423], [0.77816, 0.87001], [0.97862, 0.79916], [0.07104, 0.08713],
[0.11827, 0.63992], [0.79173, 0.52889], [0.60276, 0.54488], [0.56804, 0.92560],
[0.14335, 0.94467], [0.02022, 0.83262], [0.52185, 0.41466], [0.96366, 0.38344],
[0.54881, 0.71519]]
b := [[0.54881, 0.71519], [0.60276, 0.54488], [0.42365, 0.64589], [0.43759, 0.89177],
[0.96366, 0.38344], [0.79173, 0.52889], [0.56804, 0.92560], [0.07104, 0.08713],
[0.14335, 0.94467], [0.77816, 0.87001], [0.97862, 0.79916], [0.46148, 0.78053],
[0.11827, 0.63992], [0.02022, 0.83262], [0.52185, 0.41466], [0.26456, 0.77423],
[0.54881, 0.71519]]
(3)
> #restart;
with(plots):
> #N_city:=16; Position:=seq([evalf(rand()/10^12),evalf
(rand()/10^12)],i=1..N_city):
> a[3];
                                     [0.42365, 0.64589]
(4)
> Real_Path:=[seq(a[i],i=1..17)];
PLOT(CURVES(Real_Path));
Real_Path := [[0.54881, 0.71519], [0.43759, 0.89177], [0.42365, 0.64589], [0.46148,
0.78053], [0.26456, 0.77423], [0.77816, 0.87001], [0.97862, 0.79916], [0.07104,
0.08713], [0.11827, 0.63992], [0.79173, 0.52889], [0.60276, 0.54488], [0.56804,
0.92560], [0.14335, 0.94467], [0.02022, 0.83262], [0.52185, 0.41466], [0.96366,
0.38344], [0.54881, 0.71519]]

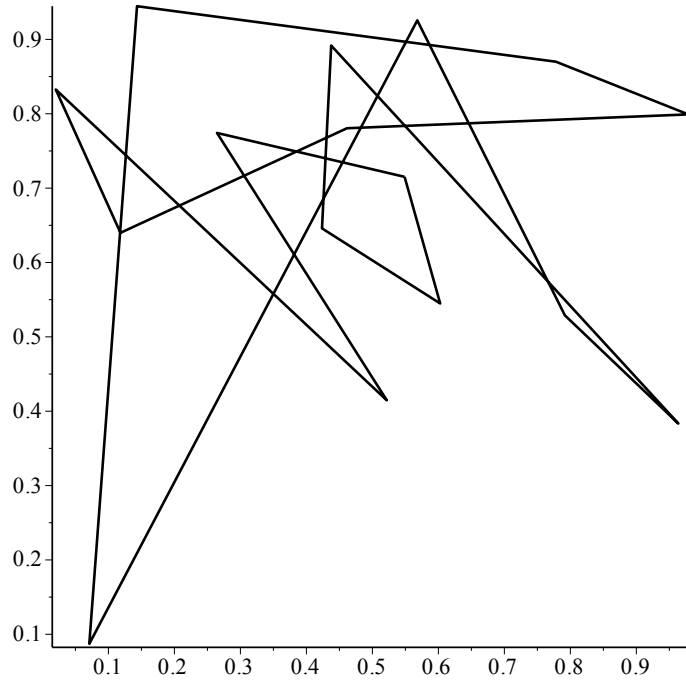
```



```

> Real_Path:=[seq(b[i],i=1..17)];
PLOT(CURVES(Real_Path));
Real_Path := [[0.54881, 0.71519], [0.60276, 0.54488], [0.42365, 0.64589], [0.43759,
0.89177], [0.96366, 0.38344], [0.79173, 0.52889], [0.56804, 0.92560], [0.07104,
0.08713], [0.14335, 0.94467], [0.77816, 0.87001], [0.97862, 0.79916], [0.46148,
0.78053], [0.11827, 0.63992], [0.02022, 0.83262], [0.52185, 0.41466], [0.26456,
0.77423], [0.54881, 0.71519]]

```



```
> N:=941;
```

```
N:=941
```

(5)

```
> route:=[];
for i from 0 to N do
  file1:=sprintf("/Users/bob/MultiScaleModeling/tsp/tsp-
final/plot/tmp%d.txt",i);
  a:=readdata(file1,2);
  route:=[op(route),a];
end;
```

```
> route[1];
```

```
[[0.54881, 0.71519], [0.60276, 0.54488], [0.42365, 0.64589], [0.43759, 0.89177],
 [0.96366, 0.38344], [0.79173, 0.52889], [0.56804, 0.92560], [0.07104, 0.08713],
 [0.02022, 0.83262], [0.77816, 0.87001], [0.97862, 0.79916], [0.46148, 0.78053],
 [0.11827, 0.63992], [0.14335, 0.94467], [0.52185, 0.41466], [0.26456, 0.77423],
 [0.54881, 0.71519]]
```

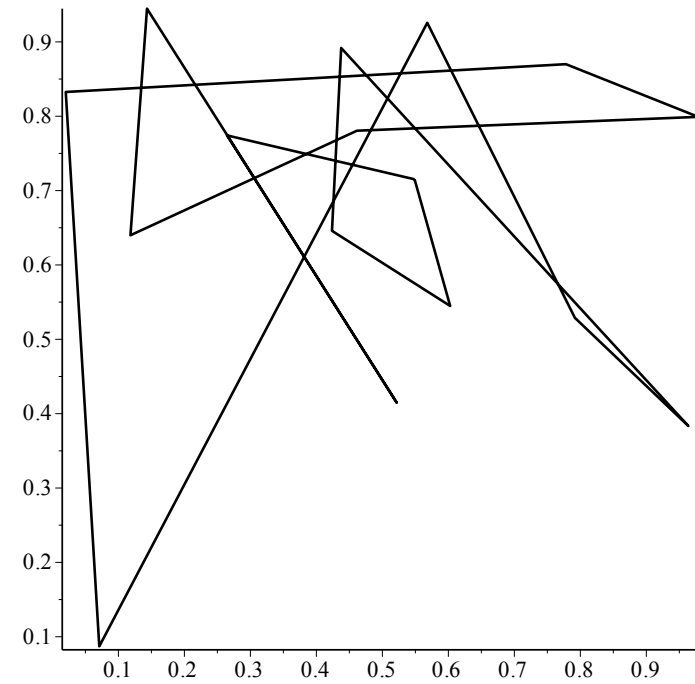
(6)

```
> p1:=[];
for j from 1 to N do
  Real_Path:=[seq(route[j][i],i=1..17)];
  p1:=[op(p1),PLOT(CURVES(Real_Path))];
end;
```

```
p1:=[]
```

(7)

```
> display(p1,insequence=true);
```



```
> p1[1];
```

