

Subjective Age Estimation System using Facial Images - How Old We Feel Compared to Others -

Naoyuki Miyamoto Yumi Jinnouchi Noriko Nagata
School of Science and Technology
Kwansei Gakuin University
Sanda, Hyogo, Japan
nagata@ksc.kwansei.ac.jp

Seiji Inokuchi
Faculty of Media Contents
Takarazuka University of Art and Design
Takarazuka, Hyogo, Japan.
inokuchi@ieee.org

Abstract - We propose a relative estimation method for subjective age, imaged by ourselves, using peoples' facial images and their chronological (real) age. We experimented with a rating scale for facial images which stimulated subjects. The subject evaluated an image as looking older than themselves with a range of responses. Finding an approximation curve of this range, the zero crossing point in the approximation curve is defined as the subjective age. The experimental result shows that the subjective age tends to be found in negative direction (tendency to estimate oneself as younger than actual). Besides, there are other trends between gender, between age groups, and between the different expressions such as ordinary and smiling.

Keywords: Subjective age, facial image, rating scales methods, estimation, chronological age, affective computing.

1 Introduction

Humans can estimate their age and gender by their experience of facial color and part of the facial features of their companions. The automated estimation of age and gender is an important factor in the study of the recognition of faces and facial expressions, however, it is difficult for this to reach the level of human estimation [1].

On the other hand, we often find ourselves being much more humble than needed, after finding a companion's actual age. Then, we often say, "I thought he was much older than me!" It can be said that we didn't estimate his age wrongly, but that we saw ourselves as younger, or older, than we really are.

Seeing our age like this is called our subjective age. In this paper, we propose a relative estimation method for subjective age, using people's facial images and their chronological age. This can be developed to further studies, such as the range of the subjective age, or, finding the cause of misunderstanding our subjective age and the chronological age, according to the generation and gender. There has been research of finding one's imaged subjective age on the basis of a questionnaire [2]. However according

to the search so far conducted, we did not find any research using facial images.

In this paper, we present three points; the construction of a database of facial images which is the foundation of this research, a proposal for the definition of subjective age and the estimation method, and the result of research.

2 Facial Image Database

There are total 20 classes from 20 years old to 70 years old for each gender in this database. At this moment, each class has 10 people, and a total of 400 facial images have been recorded, which include two different expressions (ordinary and smiling) for each person. Figure 1 shows examples of the facial images. Facial images are saved as high-resolution digital images by film scanning.



Figure 1. Examples of the facial images in this database.

3 Experiment of Subjective Age Estimation

3.1 Rating Experiment

We choose facial images for both male and female subjects who were of different age and gender groups, from the same age class as the subject, and the next younger and older classes. The total number of facial images used was 60, composed of (5 images/class) x 3 classes x 2 genders (the same and the opposite genders) x 2 expressions (ordinary and smiling) as shown in Fig. 2.

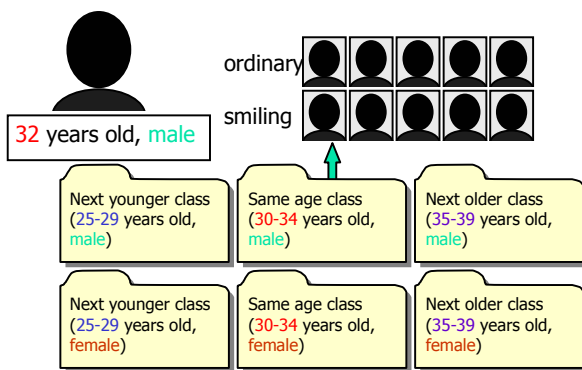


Figure 2. How facial images were chosen..



Figure 3. An example of the choosing screen of the subjective age estimation system.

Next, we experimented with a rating scale for these facial images which stimulate the subjects. The subjects were shown facial images at random, and they evaluated if it looked older or younger than themselves. The evaluation had 5 ranks; “Definitely older than myself (2)”, “Probably older than myself (1)”, “Not able to estimate (0)”, “Probably younger than myself (-1)” and “Definitely younger than myself (-2)”. The reason for adopting a range of responses was not to estimate the chronological ages of the facial images, but to seek their relative position to others. Fig. 3 shows an example of the chooser screen of the subjective age estimation system.

3.2 Definition of Subjective Age and Method of Estimation

To quantify the result of the estimation, we plotted the results in a two-dimensional plane with the x-axis being the relative age (the chronological age of the facial image minus the chronological age of the subject) and the y-axis was the estimation result, as shown in Fig. 4. The x-axis is from -9 to 9, because the subjects evaluated the facial data with a 9 year difference as a maximum (For example, in Case A the subject was 34 years old, he was shown facial data from 3 classes; 25-29 class, 30-34 class and 35-39 class). Thus, the data with the range of upper-right direction was obtained.

This range shows the subjective age of the group of subjects. Finding an approximation curve of this range, the zero crossing point in the approximation curve is defined as the subjective age [3].

Since we assume the curve to have a sigmoid function (nonlinear, continuous, monotone increasing function), here we adopt a logistics function [4], which is a kind of sigmoid function. Then a logit transformation to allow linearization can be applied as:

$$Y = \ln\left(\frac{y}{1-y}\right) \tag{1}$$

This results in the problem of the linear approximation of the transformed data. That is to say, the zero crossing point in the approximation line can be defined as the shift of the subjective age. The subjective age is considered to give us a kind of standard of the relative position (age) for a companion or in a group.

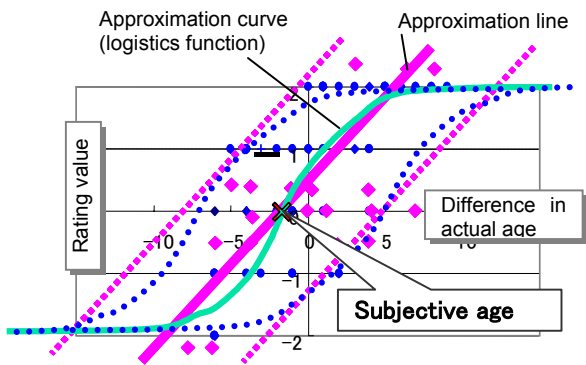


Figure 4. Method of estimating subjective age.

3.3 Results of Research

According to the above method, we treated the results obtained from research by showing ordinary and smiling facial expressions to a total of 90 male and female subjects who were between 25 and 53 years old. The zero crossing point of the approximation line of the entire data set after applying the logit transformation was found at -1.85 from the formula; $y = 0.548x + 1.0171$. This is the shift of the subjective age of the subjects group from this research.

For comparison, three cases were adopted: the effect of gender, the effect for expression and the effect of age.

First, figure 5 gives the shift of the subjective ages of the male and the female subjects. Male subjects showed an unexpectedly lower (younger) value of -2.27 , as compared with a value of -1.42 in the female subjects.

Next, figure 6 gives the shift of the subjective ages by expression. The subjective ages for smiling expressions show higher values than those for ordinary expressions for subjects of both genders. This means that smiling expressions look younger than ordinary expressions. It is supposed that the reason why this is that cheerful is replaced by youth. It can also be thought that the psychological distance gets shorter by smiling expressions.

Furthermore, figure 7 shows the shift of the subjective ages between age groups. The results indicate that the older the subjects are, the nearer the subjective ages get to the real ages. In other words, the more the subjects view themselves objectively. It can be explained that they rise in higher social rank and acquire their confidence with age.

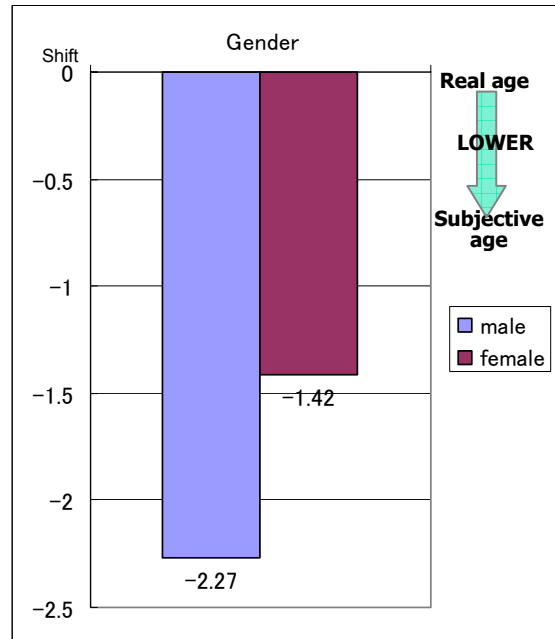


Figure 5. Shift of the subjective age by expression

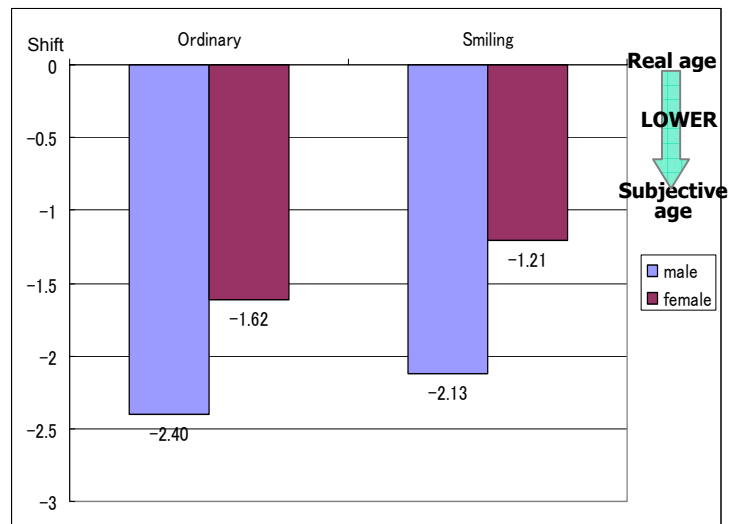


Figure 6. Shift of the subjective age by expression

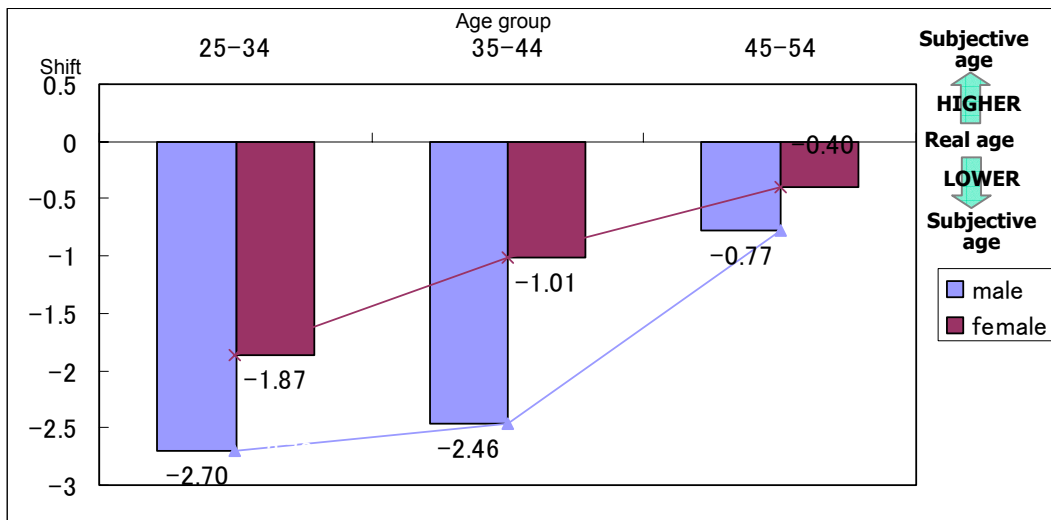


Figure 7. Shift of the subjective age between age groups

3.4 Discussion

As a tendency, the subjective age was generally found to be in the negative direction (tendency to estimate younger than actual).

Although we see our own faces everyday, there is no opportunity to evaluate our face relative to others. So, we tend to see a past record, such as a photograph, as being the same as we look now. For instance, everybody has had the experience of being sneered at after sending in an old photograph, in which we see little change, when submitting our picture for official purposes. It is presumed that this tendency comes from a kind of conviction that we never get old.

In addition, there are other interesting trends between the gender and between the age group. Also, there are different tendencies between the different expressions of ordinary and smiling. These may be related to various factors such as psychological, physiological and social factors.

In the future, we will carry out further research of the different tendencies based on age and gender, facial expressions, texture of skin, makeup, and on occupation, and with more images and subjects.

In addition, we are now considering the possibility of collecting the examination data through a public website. We believe this will be possible if the issue of the rights to the portraits can be settled. On the other hand, by the method with ‘average facial image’ [1], we can stimulate subjects with “average facial images of 25 years old male or 42 years old female”, so that we can prevent the unevenness of the stimulation. Furthermore, there would be no problem of the rights to the portraits.

4 Conclusions

As a foundation into the research of subjective age with facial images, we have built up a facial image database, and have introduced of a definition of subjective age and an estimation method. The results of the research are presented here.

In the future, we will further examine the estimation method of subjective age. In addition, we are planning to examine objective age (appearance age judged by others).

References

- [1] Hayashi, J., Yasumoto, M., Ito, H. and Koshimizu, H., “Age and Gender Estimation and Modeling by Means of Facial Image Processing,” Proc. KES2001 Knowledge-Based Intelligent Information Engineering Systems and Allied Technologies, Part2, pp. 1128-1136, September 2001.

[2] Sato, S., Shimonaka, Y., Nakazato, K. and Kawai, C., "A Life-Span Developmental Study of Age Identity: Cohort and Gender Differences," *The Japanese J. Developmental Psychology*, Vol. 8, No. 2, pp. 88-97, 1997.

[3] Noriko Nagata and Seiji Inokuchi, "Subjective age obtained from facial images -How old we feel compared to others ?," " V. Palade, R. J. Howlett and L. Jain (Eds.), *Knowledge-Based Intelligent Information and Engineering Systems II, Lecture Notes in Artificial Intelligence 2774*, Springer-Verlag, pp. 877-881, 2003.

[4] Dillon, W.R. and Goldstein, M., *Multivariate Analysis*, John Wiley & Sons, 1984.